

ZETOR COMPAX

COMPAX CL 20, COMPAX CL 26, COMPAX CL 26 PLUS



Tractor is Zetor. Since 1946.

Zetor



COMPAX

Tractors of the compax model series are universal, reliable, and compact machines. Thanks to easy handling and sufficient power, the new tractors are perfect for the maintenance of villages, company premises, sports grounds, light agricultural works as well as gardening. Quality construction and low operating costs make these machines the right choice.

ENGINE

The new tractors are powered by Mitsubishi-designed engines offering 18 to 25 HP. These reliable water-cooled engines have enough power for your everyday tasks and at the same time boasts of low fuel consumption. While the **COMPAX CL 20** is equipped with a 3-cylinder engine, the **COMPAX CL 26** and **CL 26 PLUS** models have a durable 4-cylinder engine under the bonnet. All the new models comply with the Stage V emission standards.

TRANSMISSION

There are two different types of gearboxes. **COMPAX CL 20** and **COMPAX CL 26** are equipped with a manual transmission offering 6/2 speeds and 540 & 540E rear PTO revolutions. Model **COMPAX CL 26 PLUS** has an 8/2 manual transmission with 540 & 850 rear PTO revolutions.

HYDRAULICS

The maximum lifting capacity of the rear three-point hitch can reach up to 7,5 kN depending on the model allowing you to work with a wide range of implements.

OTHERS

All models are produced in the open version equipped with a protective ROPS frame and a fixed steering wheel. The ergonomic layout of the controls makes working with the tractor easier and simpler and contributes to driver comfort. The power steering and 4WD allow the tractors to perform a wide range of work tasks.




MODEL	UNITS	COMPAX CL 20	COMPAX CL 26	COMPAX CL 26 PLUS
ENGINE				
Emission standard	•	Stage V		
Max. power (R120 / EHK 120)	kW	13,6	18,3	
	HP	18,5	24	
Rated speed	rpm	2700		
No. of Cylinders / Valves	•	3 / 6	4 / 8	
Displacement	cm ³	900	1306	
Engine filling / Cooling system	•	Atmospheric / Water cooled		
Fuel tank	l	18	25	
TRANSMISSION				
Type / Shifting	•	Manual		
No. of Gears (F/R)	•	6 / 2		8 / 2
Max. Speed	km/h	18	18-22	
PTO				
Type	•	Two speed		
Rear PTO revolutions	rpm	540/540E		540/850
Rear PTO shaft grooves	•	6 splines		
HYDRAULICS				
Pump type	•	Gear pump	Double-gear pump	
Gear Pump Capacity	l/min	14,85	21,6	
Rear Hydraulic remotes (Quickcouplers)	•	2 (1 pair)		
THREE-POINT HITCH				
Category	•	CAT-1		
Max. Lift Capacity	kN	5	7,5	
Regulation	•	Position / Draft		
OTHER SPECIFICATION				
Driver protection	•	ROPS		
Steering Wheel	•	Fixed		
7-pole power socket	•	Yes		
Beacon	•	Yes		
Front ballast	•	Yes		
UNDERCARRIAGE				
Drive system	•	4WD		
Operating brakes	•	Dry drum		Wet disc
Hitches	•	Drawbar		
DIMENSIONS				
Max. Front Ballas	kg	60		
Max. Length / Width / Height	mm	2820 / 1097-1435 / 2306-2345	2870 / 1150-1435 / 2075-2320	
Min. Ground Clearance	mm	210	230	
Wheelbase	mm	1420		1520
Max. technically permissible weight	kg	1078	1149	
WHEELS				
Agricultural	•	5x12 8x18	6x12 8,3x20	
Grassland / Industrial	•	23x8,5-12 33x15,5-16,5		

Zetor

My family.
My work.
My Zetor.



FOLLOW US

-  facebook.com/zetor
-  twitter.com/zetortractors
-  instagram.com/zetortractors
-  youtube.com/traktoryzetor

www.zetor.com
zetor@zetor.com

DEALER:

THE PICTURES AND PHOTOGRAPHS USED ARE MERELY FOR ILLUSTRATION PURPOSES, AS THE PRODUCTS DEPICTED IN THIS CATALOGUE MAY SHOW ITEMS OF EQUIPMENT THAT ARE NOT AVAILABLE IN STANDARD MODELS AND MAY BE AVAILABLE AS OPTIONAL EXTRAS. ZETOR TRACTORS A.S. RESERVES THE RIGHT TO CHANGE THE DATA AND INFORMATION PUBLISHED IN THIS CATALOGUE WITHOUT PREVIOUS NOTIFICATION. ZETOR TRACTORS A.S. IS NOT LIABLE FOR ISSUES ARISING FROM ANY POTENTIALLY FAULTY INFORMATION PUBLISHED IN THIS CATALOGUE. THIS CATALOGUE WAS LAST REVIEWED ON: 11/2022